

ELECTRIC & GENERAL INVESTMENT TRUST PLC

International / Equity Growth

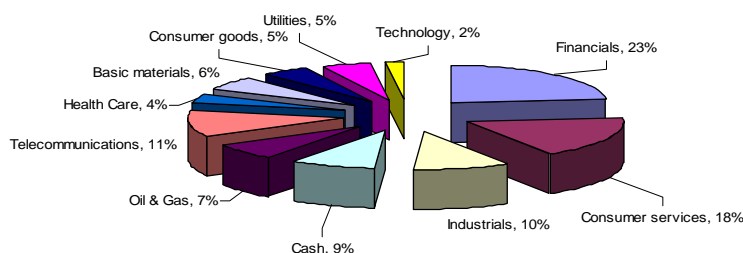
Trust Performance to 30th September 2007

NAV per share (p)	Ordinary Share price (p)		1 Month	YTD	1 YEAR	3 YEAR	5 YEAR	10 YEAR
484.98	430.50	Ordinary Price	3.24%	6.10%	10.95%	56.55%	133.97%	44.95%
Yield	Discount	NAV	4.87%	10.06%	15.48%	63.26%	95.07%	49.60%
1.66%	11.23%	Morgan Stanley Capital International World Index in Sterling	3.07%	5.38%	8.78%	37.98%	69.53%	33.80%

Note: Price is month-end mid-price. Benchmark is not total return index.
Source: Bloomberg.

Past Performance is not a guide to the future. The value of the shares and the income from them can go down as well as up and you may not get back the full amount originally invested.

Sector Allocation

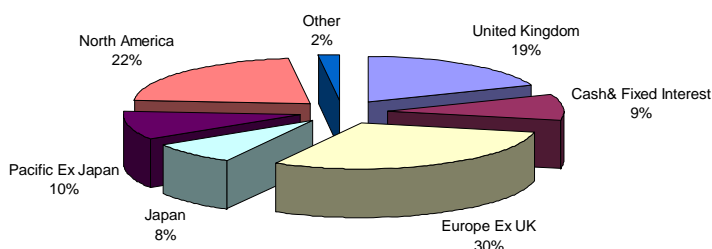


Manager's Commentary

Equity markets globally have reacted positively to the 50 basis points cut in the Fed funds rate to 4.75% and commentators are now looking to further cuts to bring the rate down to 4% by the end of 2007. Now the challenge for investors is to balance the positive impact of lower rates against the risk of lower earnings growth as the pace of economic growth slows in the G7 economies, especially the US where growth may well be below 2% in the first quarter of 2008. Against this economic backdrop and with the continued fallout from the credit crisis, volatility in markets is set to continue for the time being. Unlike the Federal Reserve, the European Central Bank has not cut interest rates but rather it looks to have moved its stance to neutral. This has had an effect on the currency, with the Euro appreciating markedly, especially against the US\$ and the Yen and if it continues it will undoubtedly have an effect on Europe's ability to export. In the UK, the sub-prime crisis and Northern Rock have dominated the market's interest in the past month. The banking sector and financial stocks in general have come under pressure. September was another month of little activity for the Company, with no new purchases.

Taube Hodson Stonex Partners Limited is authorised and regulated by the Financial Services Authority.

Geographical Allocation

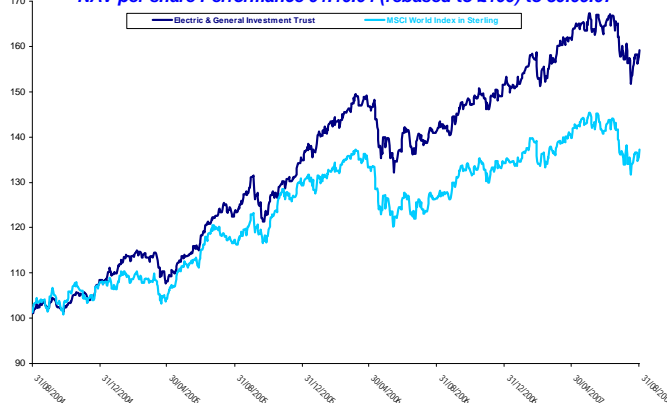


Top Ten Holdings

(as at close 30th September 2007)

1	RIO TINTO ORD GBP0.10	3.08%
2	NESTLE SA CHF1 (REGD)	2.68%
3	VODAFONE GROUP USD0.11428571	2.02%
4	EXELON CORPORATION COM USD NPV	1.99%
5	ROYAL DUTCH SHELL EUR0.07 'B' SHS	1.91%
6	ALLIANZ AG HOLDINGS NPV	1.82%
7	PICC PROPERTY & CASUALTY SER 'H' CNY	1.82%
8	HUTCHISON WHAMPOA HKD0.25	1.79%
9	UNICREDITO ITALIANO SPA EUR0.50	1.79%
10	NEWCREST MINING A\$0.50	1.79%

NAV per share Performance 01.10.04 (rebased to £100) to 30.09.07



Company Objective

The Company is a closed-end fund. The aim of the Company is to produce above average capital growth by investing in an international portfolio of companies.

Charges

Basic Management Fee: 0.4% of net assets per annum.
Performance Fee: 10% of the outperformance versus the MSCI World Index in Sterling over the relevant performance period (maximum of 0.6% in a period of increase and 0.2% in a period of decrease of net assets)

Total Gross Assets : £324.0m
(as at 30.09.07)

Dealing : Daily (Stockmarket)

NAV Frequency : Daily

Legal Status : UK Investment Trust

Listing : London Stock Exchange

Dividends : March, October

Investment Manager:
Taube Hodson Stonex
Partners Limited

Stockbroker:
JPMorgan Cazenove Limited

Administrator:
BNP Paribas Fund
Services UK Limited

Registrar:
Computershare Investor Services plc

Wrapped Products

The shares of Electric & General Investment Trust Plc ("Electric & General") are offered within the BNP Paribas Electric & General Savings Scheme, ISA and PEP. Further details can be obtained from the Share Saving Scheme section of the Electric & General website on www.electricandgeneral.com or by calling the Investor Helpline on 0845 358 1113.