

# ELECTRIC & GENERAL INVESTMENT TRUST PLC

## International / Equity Growth

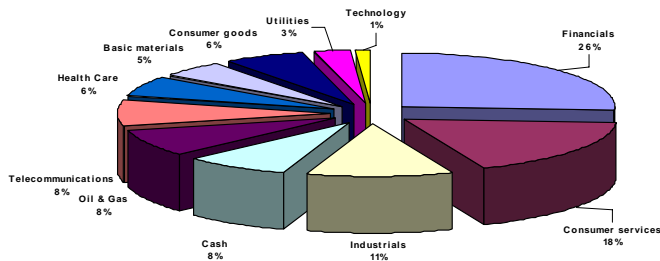
### Trust Performance to 30th November 2006

NAV per share	Ordinary Share Price		1 Month	YTD	1 YEAR	3 YEAR	5 YEAR	10 YEAR
425.5	399	Ordinary Price	-0.25%	8.94%	11.69%	65.22%	30.61%	57.40%
Yield	Discount	NAV	-0.09%	9.02%	14.35%	46.94%	19.49%	53.57%
1.43%	6.22%	Morgan Stanley Capital International World Index in Sterling	-0.79%	1.39%	3.93%	30.60%	5.62%	49.10%

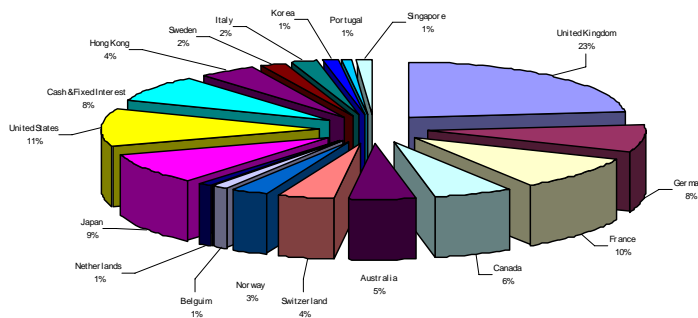
Note: Price is month-end mid price. Benchmark is not total return index  
Source: Bloomberg.

Past Performance is not a guide to the future. The value of the shares and the income from them can go down as well as up and you may not get back the full amount originally invested.

### Sector Allocation



### Geographical Allocation



### Manager's Commentary

The main features of financial markets in November have been the US dollar and the Yen which have weakened against both Sterling and the Euro. In both cases the local bond market has seen great strength over the last few months. Meanwhile growth data for core Europe, especially Germany, continue to look strong as does economic data coming out of China. Two new purchases were made in the month: Kurita Water and the Prudential. The Prudential has been a dull performer over the last three years of rising UK stocks. It now trades on a lower price to NAV than most comparable overseas life assurers and the sum of its parts, including a thriving Asian business and Jackson National in the USA also makes the shares look inexpensive. Their core UK business has a large orphan estate whose value to shareholders will be clarified by a court judgement soon. Kurita Water makes equipment to produce ultra-pure water for cutting-edge semiconductor plants – it has 60% market share in LCD-TV plants. Kurita is geared to rising production of high-tech wafers and LCD-TV screens without being exposed to price erosion. It has recently beaten market growth forecasts by some distance.

Taube Hodson Stonex Partners Limited is authorised and regulated by the Financial Services Authority.

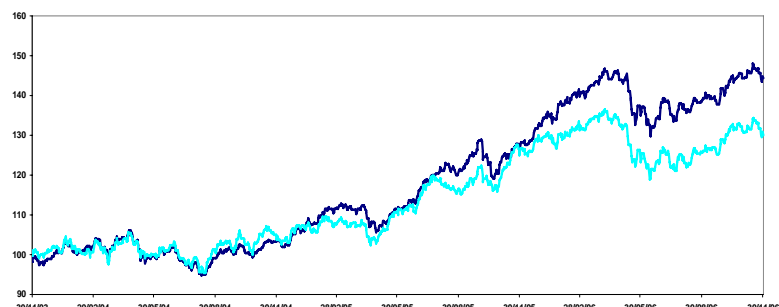
### Top Ten Holdings

(as at close 30th November)

1	NESTLE	2.46%
2	RIO TINTO	2.21%
3	UNICREDITO ITALIANO	2.10%
4	ELECTRICITE DE FRANCE	1.99%
5	ROYAL DUTCH SHELL	1.93%
6	CARREFOUR	1.86%
7	ALLIANZ AG HLDGS	1.76%
8	VODAFONE GROUP	1.72%
9	FRAPORT	1.69%
10	BANK OF COMMUNICATIONS	1.61%

NAV per share Performance 01.11.2006(rebased to £100) to 30.11.2006

Electric & General Investment Trust MSCI World Index in Sterling



### Trust Objective

The Investment trust is a closed-end fund. The aim of the Trust is to produce above average capital growth by investing in an international portfolio of companies.

### Charges

Basic Management Fee: 0.4% of net assets p.a.  
Performance Fee: 1/10<sup>th</sup> of the percentage out performance versus the MSCI Index over the relevant performance period (maximum of 0.6% in a period of increase and 0.2% in a period of decrease of net assets)

Total Gross Assets : £286.0m  
(as at 30.11.06)

Dealing : Daily (Stockmarket)

NAV Frequency : Daily

Legal Status : UK Investment Trust

Listing : London Stock Exchange

Dividends : February, September

Investment Manager:  
Taube Hodson Stonex  
Partners Limited

Stockbroker:  
JPMorgan Cazenove Limited

Administrator:  
BNP Paribas Fund  
Services UK Limited

Registrar:  
Computershare Services Plc

### Wrapped Products

The shares of Electric & General Investment Trust Plc are offered within the BNP Paribas Electric & General Savings Scheme, ISA and PEP. Further details can be obtained from the Share Saving Scheme section of the Electric & General website on [www.electricandgeneral.com](http://www.electricandgeneral.com) or by calling the Investor Helpline on 0845 358 1113.