

ELECTRIC & GENERAL INVESTMENT TRUST PLC

International / Equity Growth

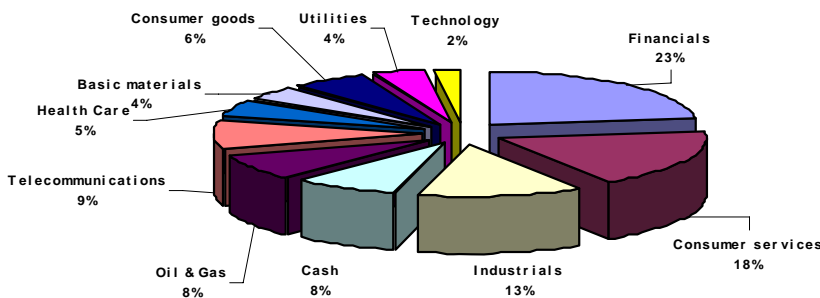
Trust Performance to 31st January 2007

NAV per share	Ordinary Share Price		1 Month	YTD	1 YEAR	3 YEAR	5 YEAR	10 YEAR
442.34	406.75	Ordinary Price	0.25%	0.25%	4.23%	67.04%	37.18%	58.27%
Yield	Discount	NAV	0.88%	0.88%	8.79%	49.04%	27.92%	54.50%
1.41%	8.75%	Morgan Stanley Capital International World Index in Sterling	0.80%	0.80%	3.04%	32.29%	11.73%	47.51%

Note: Price is month-end mid price. Benchmark is not total return index
Source: Bloomberg.

Past Performance is not a guide to the future. The value of the shares and the income from them can go down as well as up and you may not get back the full amount originally invested.

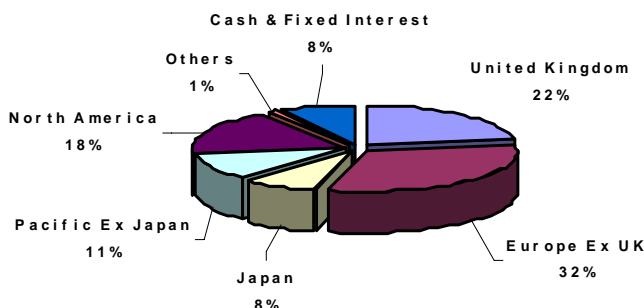
Sector Allocation



Manager's Commentary

The New Year started with a great deal of takeover speculation, leading to some fairly volatile intra-day activity at times during January, but over the month as a whole global equity markets moved very little. The major exception was China and Chinese related stocks, which continued to boom until right at the end of the month when various Chinese officials started warning about excessive speculation, which led to the Chinese market falling quite sharply in early February. On the economic front, in 2007 we expect global growth to slow somewhat from 4.8% achieved in 2006, mainly on the back of slower growth in the US. However, if it is achieved, this is still a good number with much of the growth being driven by the developing economies. Interest rates continue to edge up and the surprise rate hike in the UK in January only helped to underline this. Current inflation is expected to stay uncomfortably high for some months yet and policy makers remain fearful that this will lead to inflationary pay deals, so it seems unlikely that interest rates will come down in the near future. One major new position was started during the month, Mitsubishi Heavy Industries.

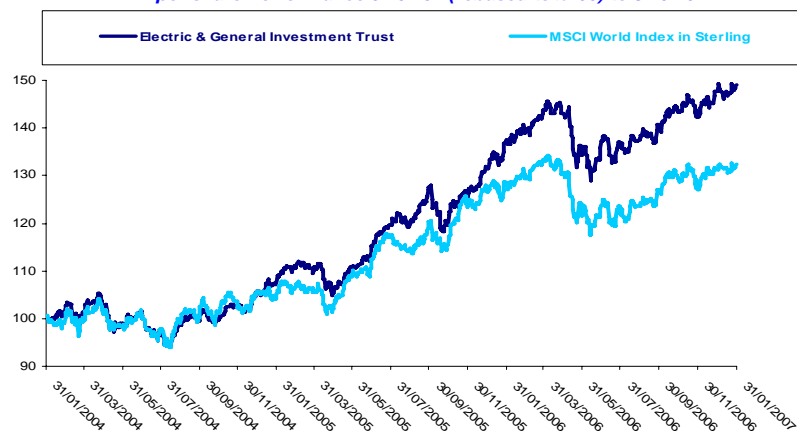
Geographical Allocation



Taube Hodson Stonex Partners Limited is authorised and regulated by the Financial Services Authority.

Top Ten Holdings (as at close 31st January)		
1	NESTLE SA CHF1 (REGD)	2.48%
2	UNICREDITO ITALIANO SPA EUR0.50	2.19%
3	RIO TINTO ORD GBP0.10	2.14%
4	VODAFONE GROUP USD0.11428571	1.84%
5	FRAPORT AG EUR NPV	1.78%
6	HUTCHISON WHAMPOA HKD0.25	1.77%
7	ROYAL DUTCH SHELL EUR0.07 'B' SHS	1.76%
8	ALLIANZ AG HOLDINGS NPV	1.76%
9	CARREFOUR EUR2.50	1.66%
10	FRANCE TELECOM EUR4	1.65%

NAV per share Performance 01.02.04 (rebased to £100) to 31.01.07



Company Objective

The Company is a closed-end fund. It's aim is to produce above average capital growth by investing in an international portfolio of companies.

Charges

Basic Management Fee: 0.4% of net assets p.a.
Performance Fee: 1/10th of the percentage out performance versus the MSCI Index over the relevant performance period (maximum of 0.6% in a period of increase and 0.2% in a period of decrease of net assets)

Wrapped Products

The shares of Electric & General Investment Trust Plc are offered within the BNP Paribas Electric & General Savings Scheme, ISA and PEP. Further details can be obtained from the Share Saving Scheme section of the Electric & General website on www.electricandgeneral.com or by calling the Investor Helpline on 0845 358 1113.

Total Gross Assets : £297.0m
(as at 31.01.07)

Dealing : Daily (Stockmarket)

NAV Frequency : Daily

Legal Status : UK Investment Trust

Listing : London Stock Exchange

Dividends : February, September

Investment Manager:
Taube Hodson Stonex
Partners Limited

Stockbroker:
JPMorgan Cazenove Limited

Administrator:
BNP Paribas Fund
Services UK Limited

Registrar:
Computershare Services Plc