

ELECTRIC & GENERAL INVESTMENT TRUST PLC

International / Equity Growth

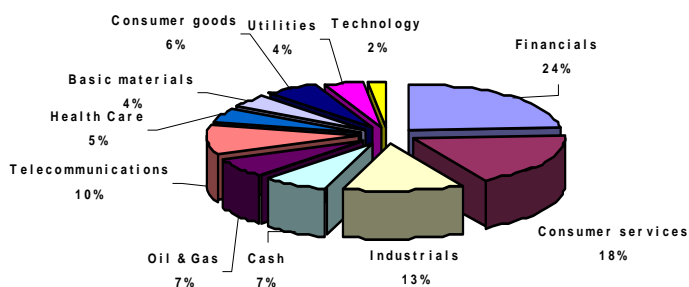
Trust Performance to 28th February 2007

NAV per share (p)	Ordinary Share Price (p)		1 Month	YTD	1 YEAR	3 YEAR	5 YEAR	10 YEAR
444.02	408	Ordinary Price	0.31%	0.55%	4.68%	61.58%	42.66%	53.67%
Yield	Discount	NAV	0.36%	1.25%	7.69%	47.75%	30.13%	52.26%
1.42%	8.83%	Morgan Stanley Capital International World Index in Sterling	-0.58%	0.22%	1.63%	32.69%	11.73%	47.58%

Note: Price is month-end mid-price. Benchmark is not total return index.
Source: Bloomberg.

Past Performance is not a guide to the future. The value of the shares and the income from them can go down as well as up and you may not get back the full amount originally invested.

Sector Allocation




Manager's Commentary

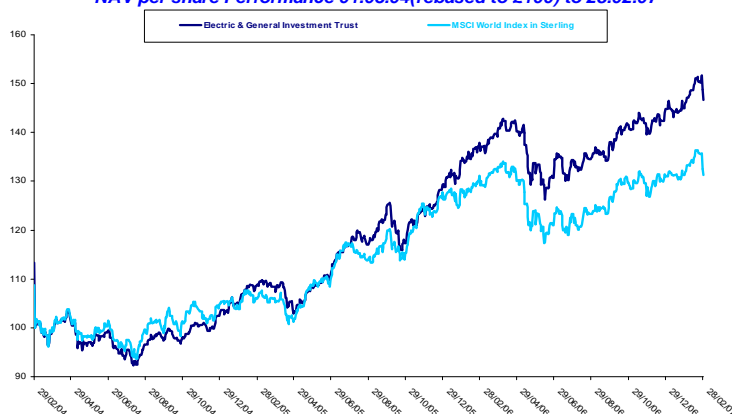
Until the shake-out close to the end of the month, bond and equity markets had become complacent and risk premiums had shrunk to low levels. The Chinese domestic stock market had become speculative and was due a correction. However, the size of the one day fall – close to 10% - caught the global markets on the hop. Significantly, a day after this fall, the Yen started to rise sharply against a strong US Dollar. This has hurt organisations, such as hedge funds, which borrow Yen to buy trading assets in the rest of the World. The rising Yen has encouraged some of these positions to be unwound – this turbulence will probably not end until the Yen finds a new level. So far this year, corporate profits have been surprising on the up-side and in recent weeks this has continued. In the UK in particular, there have also been some good increases in dividends. As we are now in the fourth year of rising values, it is fairly easy for the market to run ahead of itself and at this stage of the cycle the trading fraternity is looking for a reason to sell to make the most of any short term down moves, probing for vulnerability. Two new positions have been started during the month in Aegon and MTN.

Taube Hodson Stonex Partners Limited is authorised and regulated by the Financial Services Authority.

Geographical Allocation



NAV per share Performance 01.03.04(rebased to £100) to 28.02.07



Top Ten Holdings

(as at close 28th February 2007)

1	NESTLE SA CHF1 (REGD)	2.47%
2	UNICREDITO ITALIANO SPA EUR0.50	2.15%
3	RIO TINTO ORD GBP0.10	2.12%
4	FRAPORT AG EUR NPV	1.90%
5	CARREFOUR EUR2.50	1.89%
6	ALLIANZ AG HOLDINGS NPV	1.86%
7	HUTCHISON WHAMPOA HKD0.25	1.76%
8	VODAFONE GROUP USD0.11428571	1.72%
9	ROYAL DUTCH SHELL EUR0.07 'B' SHS	1.66%
10	FRANCE TELECOM EUR4	1.59%

Company Objective

The Company is a closed-end fund. The aim of the Company is to produce above average capital growth by investing in an international portfolio of companies.

Charges

Basic Management Fee: 0.4% of net assets per annum.
Performance Fee: 10% of the outperformance versus the MSCI World Index in Sterling over the relevant performance period (maximum of 0.6% in a period of increase and 0.2% in a period of decrease of net assets).

Wrapped Products

The shares of Electric & General Investment Trust Plc ("Electric & General") are offered within the BNP Paribas Electric & General Savings Scheme, ISA and PEP. Further details can be obtained from the Share Saving Scheme section of the Electric & General website on www.electricandgeneral.com or by calling the Investor Helpline on 0845 358 1113.

Total Gross Assets : £298.0m
(as at 28.02.07)

Dealing : Daily (Stockmarket)

NAV Frequency : Daily

Legal Status : UK Investment Trust

Listing : London Stock Exchange

Dividends : February, September

Investment Manager:
Taube Hodson Stonex
Partners Limited

Stockbroker:
JPMorgan Cazenove Limited

Administrator:
BNP Paribas Fund
Services UK Limited

Registrar:
Computershare Services Plc