

ELECTRIC & GENERAL INVESTMENT TRUST PLC

International / Equity Growth

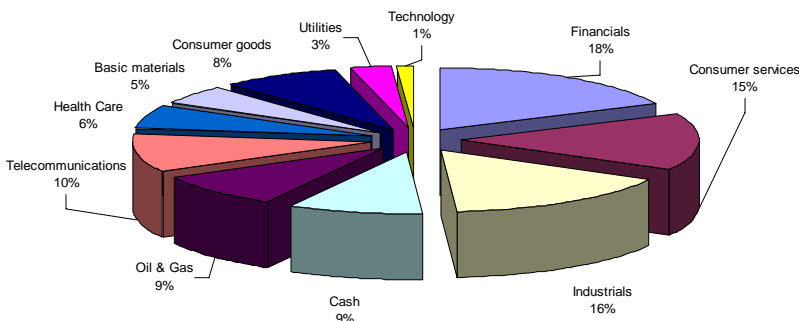
Trust Performance to 28th April 2006

NAV Per Share	Diluted NAV Per Share	Ordinary Share Price		1 Month	YTD	1 YEAR	3 YEAR	5 YEAR	10 YEAR
424.30p	421.50p	405.25p	Ordinary Price	1.2%	10.7%	35.8%	99.6%	-3.7%	60.8%
Yield		Discount	NAV	-0.5%	8.7%	35.7%	68.8%	-0.2%	53.1%
1.45%		3.86%	Morgan Stanley Capital International World Index in Sterling	-1.8%	3.1%	27.8%	47.8%	-5.4%	45.7%

Note: Price is month-end mid price. Benchmark is not total return index
Source: Bloomberg.

Past Performance is not a guide to the future. The value of the shares and the income from them can go down as well as up and you may not get back the full amount originally invested.

Sector Allocation

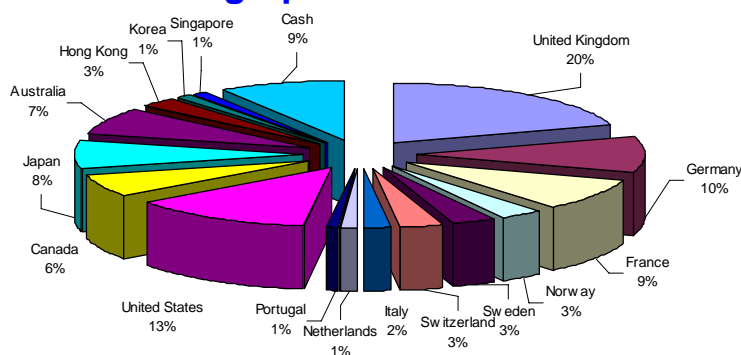


Manager's Commentary

During the month the fund's NAV fell by about half a percent while the MSCI global index fell 1.8% mainly through dollar weakness. The fund has many fewer US holdings than the global indices, but as the dollar falls and Wall Street underperforms we are looking for opportunities to make further investments at more attractive valuations.

The fund had a quiet month. The Generali group made a takeover bid for AMB Generali where the fund had a holding which resulted in a good profit. One new investment was made in DBS Group, Singapore's largest bank. At our purchase price it was modestly rated and the shares have already performed well after full year figures were announced. The fund retains about 10% net liquidity which gives room for manoeuvre were markets to come back.

Geographical Allocation

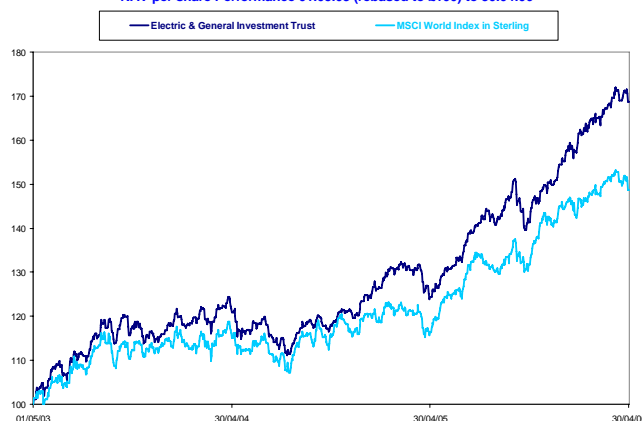


Taube Hodson Stonex Partners Limited is authorised and regulated by the Financial Services Authority.

Top Ten Holdings (as at close 28th April)

1	RIO TINTO	2.6%
2	VOLKSWAGEN AG NON-VTG PRF	2.6%
3	ROYAL DUTCH SHELL	2.3%
4	NESTLE	2.2%
5	AMB GENERALI	2.1%
6	TELIASONERA	2.0%
7	PETRO-CANADA	2.0%
8	UNICREDITO ITALIANO	1.9%
9	ELECTRICITE DE FRANCE	1.9%
10	FRAPORT AG	1.9%

NAV per share Performance 01.05.03 (rebased to £100) to 30.04.06



Trust Objective

The Investment trust is a closed-end fund. The aim of the Trust is to produce above average capital growth by investing in an international portfolio of companies.

Charges

Basic Management Fee: 0.4% of net assets p.a.
Performance Fee: 1/10th of the percentage outperformance versus the MSCI Index over the relevant performance period (maximum of 0.6% in a period of increase and 0.2% in a period of decrease of net assets)

Wrapped Products

The shares of Electric & General Investment Trust Plc are offered within the BNP Paribas Electric & General Savings Scheme, ISA and PEP. Further details can be obtained from the Share Saving Scheme section of the Electric & General website on www.electricandgeneral.com or by calling the Investor Helpline on 0845 358 1113.

Total Gross Assets : £286.9m
(as at 28.04.06)

Dealing : Daily (Stockmarket)

NAV Frequency : Daily

Legal Status : UK Investment Trust

Listing : London Stock Exchange

Dividends : February, September

Investment Manager:
Taube Hodson Stonex
Partners Limited

Stockbroker:
Cazenove & Co. Limited

Administrator:
BNP Paribas Fund
Services UK Limited

Registrar:
Computershare Services Plc