

ELECTRIC & GENERAL INVESTMENT TRUST PLC

International / Equity Growth

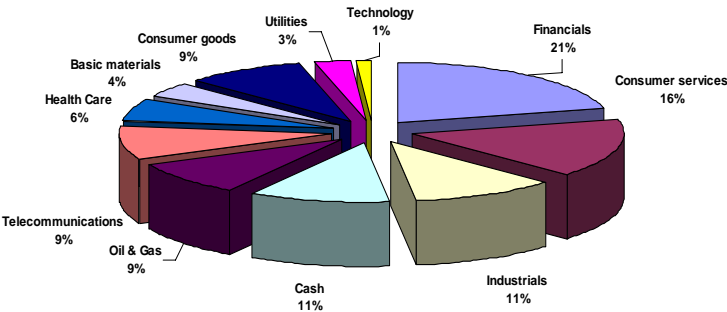
Trust Performance to 31st August 2006

NAV per share	Ordinary Share Price		1 Month	YTD	1 YEAR	3 YEAR	5 YEAR	10 YEAR
408.8	383.50p	Ordinary Price	0.4%	4.7%	14.2%	58.3%	23.5%	52.2%
Yield	Discount	NAV	0.8%	4.9%	14.5%	40.7%	13.0%	51.1%
1.46%	5.64%	Morgan Stanley Capital International World Index in Sterling	0.4%	-2.3%	7.7%	24.3%	2.0%	47.1%

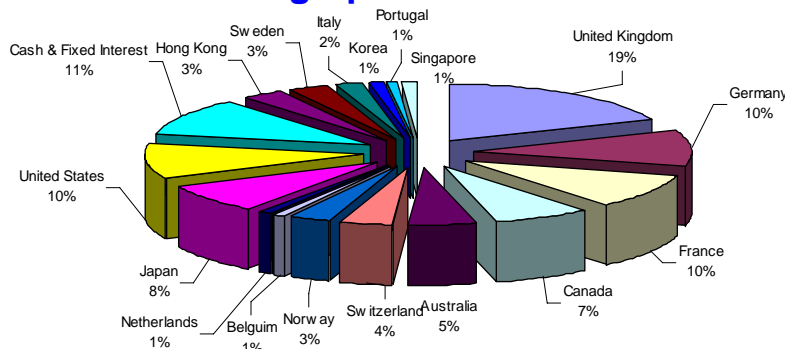
Note: Price is month-end mid price. Benchmark is not total return index
Source: Bloomberg.

Past Performance is not a guide to the future. The value of the shares and the income from them can go down as well as up and you may not get back the full amount originally invested.

Sector Allocation



Geographical Allocation



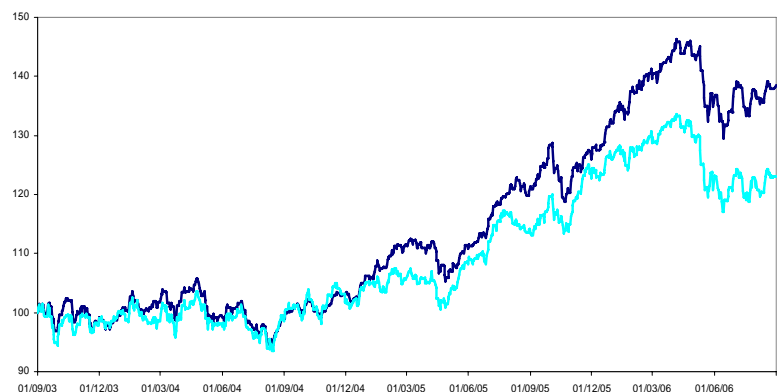
Manager's Commentary

August started very slowly but activity picked up near the end of the month. Bond markets continued to perform relatively well, despite the fact that the European Central Bank has indicated short term rates will have to go up in the Eurozone, and a surprise 25 bps rise in the UK. With the cessation of hostilities between Israel and Hezbollah, oil has come back to the \$70 level, which equity markets have taken as encouraging. We made one new purchase in the month: Celesio a large pharmaceutical wholesaler which also owns Lloyds Chemists in the UK. Their main place of operations is Germany, where there is talk of changing the law on pharmacy ownership. At present pharmacies can only be owned by practising pharmacists as individuals, therefore no chains exist. If this were to change, while it may cost a fair amount of money to buy up retail chains, Celesio would be one of the main beneficiaries longer-term. There were three sales during the month, Marathon Oil, Alumina and Bank of China.

Taube Hodson Stonex Partners Limited is authorised and regulated by the Financial Services Authority.

NAV per share Performance 01.09.03 (rebased to £100) to 31.08.06

Electric & General Investment Trust MSCI World Index in Sterling



Top Ten Holdings

(as at close 31st August)

1	VOLKSWAGEN AG NON-VTG PRF	2.67%
2	NESTLE	2.56%
3	RIO TINTO	2.24%
4	UNICREDITO ITALIANO	2.08%
5	ROYAL DUTCH SHELL	2.07%
6	TELIASONERA	2.01%
7	FRAPORT AG	1.98%
8	CARREFOUR	1.96%
9	ELECTRICITE DE FRANCE	1.89%
10	ALLIANZ AG HOLDINGS	1.64%

Trust Objective

The Investment trust is a closed-end fund. The aim of the Trust is to produce above average capital growth by investing in an international portfolio of companies.

Charges

Basic Management Fee: 0.4% of net assets p.a.
Performance Fee: 1/10th of the percentage outperformance versus the MSCI Index over the relevant performance period (maximum of 0.6% in a period of increase and 0.2% in a period of decrease of net assets)

Wrapped Products

The shares of Electric & General Investment Trust Plc are offered within the BNP Paribas Electric & General Savings Scheme, ISA and PEP. Further details can be obtained from the Share Saving Scheme section of the Electric & General website on www.electricandgeneral.com or by calling the Investor Helpline on 0845 358 1113.

Total Gross Assets : £275.0m
(as at 31.08.06)

Dealing : Daily (Stockmarket)

NAV Frequency : Daily

Legal Status : UK Investment Trust

Listing : London Stock Exchange

Dividends : February, September

Investment Manager:
Taube Hodson Stonex
Partners Limited

Stockbroker:
Cazenove & Co. Limited

Administrator:
BNP Paribas Fund
Services UK Limited

Registrar:
Computershare Services Plc